

**fe-safe**<sup>TM</sup>

Durability Analysis Software for Finite Element Models

From Safe Technology

# Introduction

Industry is putting increasing pressure on manufacturers to use less material to deliver lightweight but stronger components, fewer warranty and recall costs and all in less time.

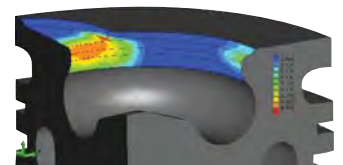
## Modern technologies are available to meet these tough demands

Many companies use advanced finite element analysis to calculate design stresses, but the fatigue analysis is often still done by manually picking stress points for spread-sheet analysis. This is time consuming and unreliable because it's easy to miss failure locations.

Component validation by fatigue testing a prototype design in the test lab is time-consuming. If the prototype fails prematurely, a costly, open-ended cycle of design-test-redesign is required. Project time-scales slip and delivery is late.

In the automotive industry some 40% of the total development cost is spent making prototype parts. In the medical industry an unexpected failure can mean the loss of several months lead-time over competitors.

With **fe-safe™** as an integrated part of your design process, you have the ability to optimise designs and test programmes, reduce prototype test times, product recalls and warranty costs – all with increased confidence that your product designs pass their test schedules as "right first time".



fe-safe™ life contours

High temperature fatigue in **fe-safe™**

*Federal Mogul Technology, USA*

## fe-safe™

- is a highly effective tool for fatigue analysis of Finite Element models
- calculates fatigue lives at every point on a model, and produces contour plots to reveal fatigue lives and crack sites. Critical points need not be missed
- determines how much the stresses must be changed in order to achieve a target design life showing clearly where the component is under strength, or where material and weight can be saved
- estimates warranty claim curves based on probabilities of failure
- calculates which parts of the service duty are most damaging and which could be omitted from a fatigue test
- identifies non-critical loads at significant points on a model. In prototype testing this could mean tests using fewer loads and therefore fewer actuators

## fe-safe™ ... MORE THAN JUST A FATIGUE ANALYSIS TOOL

- not only shows the calculated life but also the rationale behind the calculations. This builds up design expertise, allowing new designs to be highly optimised quickly
- is highly cost-effective: customer feedback shows that **fe-safe™** saves many times its cost through reduced man-time hours; the additional saving is immense if one prototype test can be eliminated, or a premature failure avoided
- continues to be selected by Fortune 100 and blue chip companies, renowned for their innovative and advanced design programmes, to optimise the design of components and validate component test programmes

**Fast** – Assemblies of different parts, materials and surface finish can be analysed in a single run – **fe-safe™** automatically changes the method of analysis as it moves from one material to another. Contour plots showing the fatigue life at each node, the factor of strength, and probabilities of survival can be calculated in the same run.

**Accurate** – Advanced multiaxial algorithms are the core of **fe-safe™**. Our unique nodal elimination method ensures no trade-off between speed and accuracy. Customers consistently report excellent correlation with test results. Continuous development ensures that **fe-safe™** maintains its position as the technology leader.

**Easy to Use** – **fe-safe™** automatically selects the most appropriate algorithm based on the selected material. Direct interfaces to leading FEA suites such as ABAQUS, ANSYS, I-deas, NASTRAN and Pro/Mechanica are driven from an intuitive, single screen, windows based GUI.



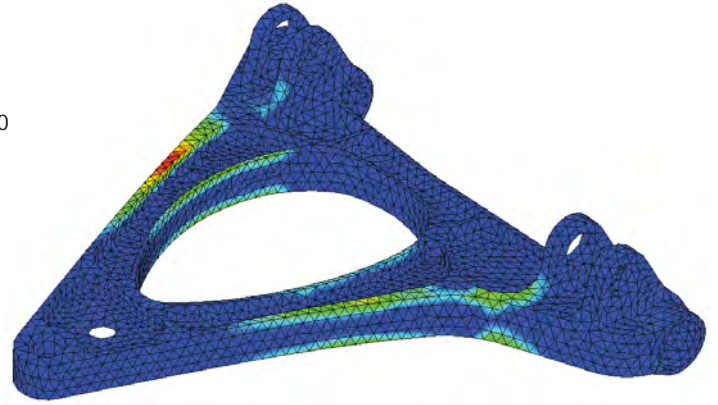
# Loadings

fe-safe™ can predict fatigue lives from a range of loading types:

- Single load time history applied to a linear elastic finite element model
- Multiple time histories of loading superimposed in fe-safe™ (more than 4000 load histories can be applied)
- Sequence of FEA stresses (elastic or elastic-plastic, linear or non-linear)
- Superimposition of steady state modal solutions
- Superimposition of transient dynamic modal solutions
- PSD loading, block loading test programmes, rainflow cycle matrices
- Effects of forming or assembly stresses can be included

fe-safe™ includes a powerful simple-to-use batch command system, with on-line parametric variation for 'sensitivity' studies.

Standard analyses can be set up and saved for re-use.



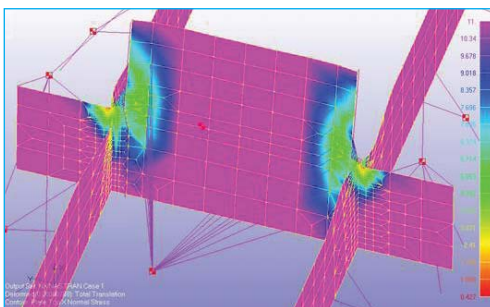
Fatigue contour plot of a bracket

# Analysis methods

fe-safe™ includes an extensive range of analysis methods, all of which are included in the standard package:

- Strain-based multiaxial fatigue algorithms - axial strain, shear strain, Brown-Miller from FEA stresses, with a multiaxial Neuber's rule and cyclic plasticity model
- S-N curve analysis including multiaxial fatigue using axial stress or a new Brown-Miller analysis formulated for use with S-N curves
- Dang Van multiaxial fatigue for high cycle design
- Plots of materials data including the effect of temperature, strain rate etc
- Advanced analysis methods for fatigue of cast irons
- Analysis of welded joints
- High temperature fatigue included as standard
- Analysis from elastic and elastic-plastic FEA stresses, linear and non-linear analysis
- Automatic detection of surfaces
- Automatic detection of fatigue hotspots, based on user-defined criteria
- Comprehensive element/node group management
- Stress gradient corrections
- Interfaces to ABAQUS (.fil & .odb), ANSYS (.rst), MSC.Nastran (.op2 & .f06), NX Nastran (.op2 & .f06), NEiNastran (.op02 & .f06), Pro/Mechanica (ASCII & binary), I-deas (.unv), ADAMS, .dac, MTS RPCIII (.rsp), BEASY, FEMSYS, CADFIX, Altair HyperMesh & Optistruct


## CRITICAL PLANE MULTIAXIAL STRESS-LIFE & STRAIN-LIFE METHODS ARE INCLUDED AS STANDARD



fe-safe™ fatigue contour plot of the internal structure of a transportation container

" fe-safe™ accurately identified the fatigue hotspot critical for the welded section. This allowed the design to be improved early in the design process, thereby avoiding costly redesign downstream"

Portsmouth Aviation, UK



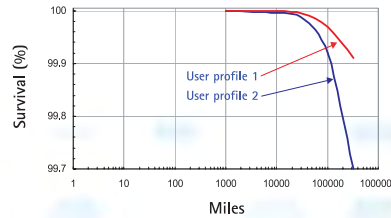
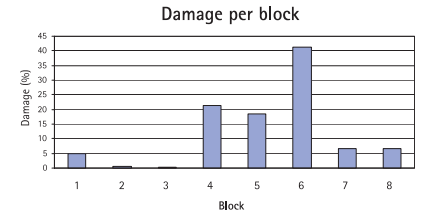
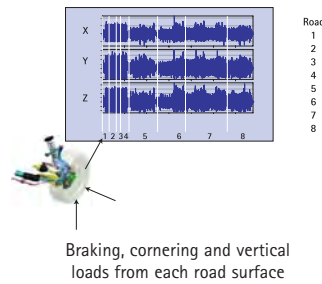
" fe-safe™ - invaluable and indispensable for predictive fatigue analysis"

Eaton Corporation, Automotive Group, USA

# Output

fe-safe™ outputs a wide range of results in a single run:

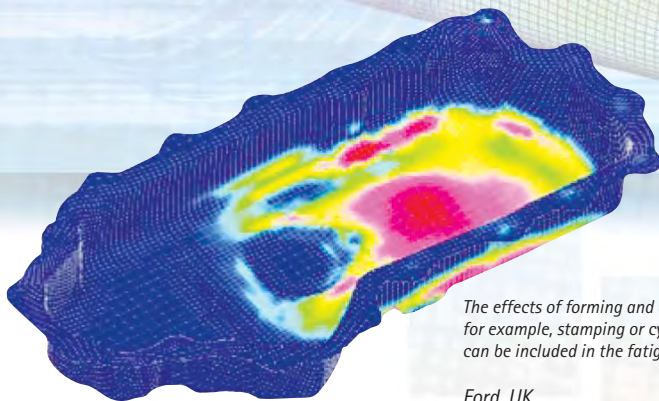
- Contours of fatigue life show crack initiation site
- Contours of stress-based factors of strength for a specified design life - to show how much the stresses must be changed to prevent failure or to reduce material costs
- Probability of survival for specified lives (the 'warranty curve')
- Determines which loads need to be included in a test programme
- Contour plots of maximum stress during loading
- Vector plots identifying critical damage plane
- Detailed results - time histories of stresses and strain, Haigh and Smith diagrams, Dang Van plots and many more in order to explain the rationale behind the life prediction
- Damage at the critical location from each loading block - for example each road surface on a test track



# Materials database

- Comprehensive materials database of strain-life and S-N curve properties - can be extended and modified by the user
- Reliable strain-life material approximation algorithm
- Material data can be temperature dependent
- fe-safe™ automatically selects the most appropriate fatigue algorithm for the selected material
- AFS database of strain-life fatigue properties for cast iron
- Materials support services include material searches and material testing, including high temperature and thermo-mechanical testing

ACCURATE FATIGUE ANALYSIS IS AS EASY AS...  
FE ANALYSIS + LOADINGS + MATERIAL DATA + fe-safe™



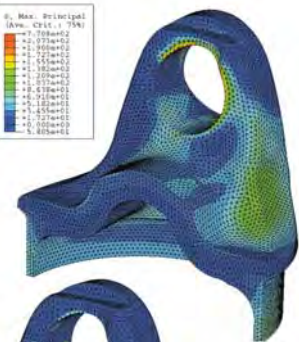
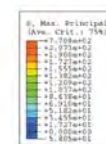
The effects of forming and assembly stresses, for example, stamping or cylinder head bolt-down, can be included in the fatigue analysis

Ford, UK

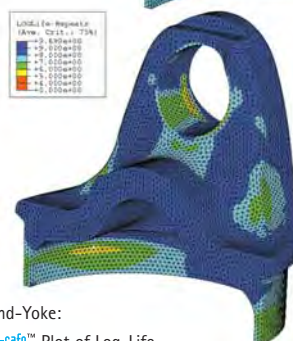

Plots show half-section of a tube-yoke, part of an automotive driveshaft assembly joint

"Just using the hotspot principal stress approach would have led us to identify the outer right side as the problem zone, whereas fe-safe™ identified the lower left side, inner cylindrical tube area as having the lowest predicted life. This was corroborated by lab tests on actual loaded specimens"

Dana Corporation, Automotive Systems Group, USA



End-Yoke:  
Plot of Maximum Principal Stress




End-Yoke:  
fe-safe™ Plot of Log-Life

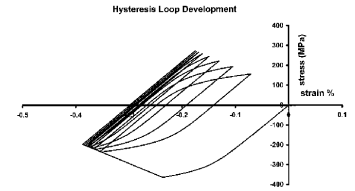


# Optional add-on modules

**VERITY**® module in **fe-safe**™ is a revolutionary new mesh-insensitive structural stress method developed by **Battelle** that allows engineers to predict failure locations and calculate fatigue lives for welded joints and structures. It is available from **Safe Technology** as an add-on module to **fe-safe**™ and allows both welded and non-welded areas to be analysed in a single operation and displayed as a single fatigue life contour plot.



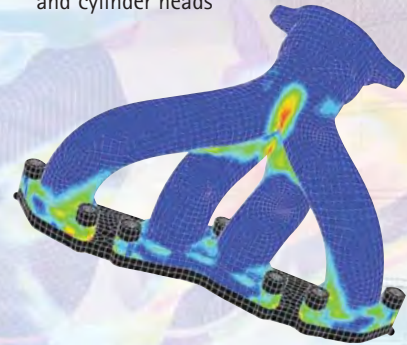
- **fe-safe/TURBOlife**™ has been developed in partnership with Serco Assurance to assess creep damage, fatigue damage and creep-fatigue interactions. **fe-safe/TURBOlife**™ creep-fatigue algorithms have been successfully applied to nuclear power plant components, power station boilers, gas turbine blades, steam turbine components, automotive exhaust components and turbocharger impellers



- **fe-safe/Rotate**™ is an enhanced module for **fe-safe**™ that speeds up the fatigue analysis of rotating components by taking advantage of their axial symmetry. It is ideal for wheels and bearings



- **fe-safe/TMF**™ provides a full thermo-mechanical fatigue analysis using instantaneous temperature and strain rates, bulk stress relaxation and the effect of strain ageing from an elastic finite element model. It is ideal for pistons, exhaust manifolds and cylinder heads



## safe4mat™

**safe4mat**™ is a comprehensive material data management capability, included as standard in **fe-safe**™ and **safe4fatigue**™. Also available as a stand-alone product, **safe4mat**™ is a powerful but cost-effective tool for sharing material data across your organisation.

**safe4mat**™ includes materials data management and editing capabilities, material data plotting and presentation functions, and an enhanced 'Material Comparator' function. The open format and structure of the database allows compatibility with a wide range of existing and legacy databases and software products.

An extensive database of material properties is supplied with **safe4mat**™ free-of-charge.



## safe4fatigue™

**Safe Technology's** proven signal processing suite **safe4fatigue**™, is included as standard in **fe-safe**™. Capabilities include amplitude analysis, rainflow cycle counting, PSD's and transfer functions, signal cleaning, digital filters (Butterworth and FFT), uniaxial and multiaxial fatigue from strain gauges, generation of test command signals with optional cycle omission criteria and macro recording.

**safe4fatigue**™ is also available as a stand-alone product.

'**safe4fatigue**™ IS REMARKABLY EASY TO USE FOR SUCH A POWERFUL SUITE OF SOFTWARE'

# Company Profile

## Background to Safe Technology

**Safe Technology Limited** is a technical leader in the design and development of durability analysis software. We continually push the boundaries of fatigue analysis software to ensure greater accuracy and confidence in modern fatigue analysis methods for industrial applications.

**Safe Technology** is a privately-owned company, focused entirely on the development of fatigue analysis software and associated consultancy, training and support.

**fe-safe™** is developed in close collaboration with leading engineering companies to provide the capabilities required for real industrial applications. We work closely with leading software partners such as Simulia, ANSYS, UGS, PTC and Altair to ensure the best possible interfaces.

**Safe Technology** provides advanced, sophisticated durability solutions to many leading engineering companies worldwide including: Caterpillar, Cummins, General Motors Powertrain, Dana, Mercury Marine, International Truck & Engine, Waukesha Engines, South West Research Institute, Dresser Rand, Tenneco, Rolls Royce, BAE Systems, Faurecia, Joy Mining, Federal Mogul, Eaton Automotive, MAN B&W, Emerson Copeland, Equity Engineering, American Axle, LuK, Bosch Mahle Turbo Systems, Nokia, Hitachi Trucks, Volvo Trucks North America, EMCON and Harley Davidson.

**Safe Technology** has partners throughout the world who support and distribute **fe-safe™** and **safe4fatigue™**. Please contact **Safe Technology** or visit our website for details of your nearest distributor.

[www.safetechnology.com](http://www.safetechnology.com)

All trademarks are acknowledged. With thanks to Dunlop Aerospace Braking Systems, Federal Mogul Technology, Eaton Automotive, Portsmouth Aviation, Ford UK, Dana Corporation, Serco Assurance & ABAQUS Inc. for all images supplied.



**Safe Technology Limited**

1 The South West Centre  
Archer Road  
Sheffield S8 0JR  
UK

Tel: +44 (0) 114 255 5919 Fax: +44 (0) 114 255 5910

E-mail: [info@safetechnology.com](mailto:info@safetechnology.com) Website: [www.safetechnology.com](http://www.safetechnology.com)